

2.9

Ex-Linear light fitting with metal housing for surface mounting

AB 12...LED / AB 12...E / AB 12...C
(Zone 1, 2, 21, 22)

The robust lighting concept for hazardous areas

With its flameproof housing made of copper free aluminium (Cu < 0.1 %), high degree of protection IP67 and a protective tube made of borosilicate glass with a high mechanical and thermal stability, this luminaire is the ideal solution for harsh and hazardous environments.

The luminaire for all types of applications

The AB 12 luminaire series with G13 sockets for fluorescent lamps are either fitted with electronic (AB 12 .. E) or electromagnetic ballasts (AB 12 .. C). The AB12LED series is intended for use with LED tubes for direct connection without ballast operation. The easy-to-open

threaded cover, the large terminal compartment and the lamp assembly on a guide carriage facilitate servicing.

An optional external reflector ensures an application-specific light distribution. The optional protective wire guard made of stainless steel provides added safety.



Features

- Robust Ex-d housing
- For fluorescent lamps or LED-tubes
- Easy opening due to screw cover on end
- 2 individual circuits (double lamp version)
- Large terminal compartment
- High degree of protection IP67

Ordering details



Type	Content	Terminals	Through-wiring single-ended	Cable gland/thread	Threaded plug	Order No.
AB 12... LED for retrofit LED-tubes						
AB 12220 LED1E	1 x 3	x	2 x 3/4" NPT, metal thread	1 x 3/4" Ex-d	NOR 000 005 060 331	
AB 12240 LED1E	1 x 3	x	2 x 3/4" NPT, metal thread	1 x 3/4" Ex-d	NOR 000 005 060 332	
AB 12265 LED1E	1 x 3	x	2 x 3/4" NPT, metal thread	1 x 3/4" Ex-d	NOR 000 005 060 333	
AB 12220 LED1E	1 x 3	x	2 x M25, metal thread	1 x M25 Ex-d	NOR 000 005 060 431	
AB 12240 LED1E	1 x 3	x	2 x M25, metal thread	1 x M25 Ex-d	NOR 000 005 060 432	
AB 12265 LED1E	1 x 3	x	2 x M25, metal thread	1 x M25 Ex-d	NOR 000 005 060 433	
AB 12... E with electronic ballast (EVG)						
AB 12220 E (2 x 18 W)	1 x 3	x	2 x 3/4" NPT, metal thread	1 x 3/4" Ex-d	NOR 000 005 060 300	
AB 12240 E (2 x 36 W)	1 x 3	x	2 x 3/4" NPT, metal thread	1 x 3/4" Ex-d	NOR 000 005 060 308	
AB 12265 E (2 x 58 W)	1 x 3	x	2 x 3/4" NPT, metal thread	1 x 3/4" Ex-d	NOR 000 005 060 316	
AB 12220 E (2 x 18 W)	1 x 3	x	2 x M25, metal thread	1 x M25 Ex-d	NOR 000 005 060 500	
AB 12240 E (2 x 36 W)	1 x 3	x	2 x M25, metal thread	1 x M25 Ex-d	NOR 000 005 060 508	
AB 12265 E (2 x 58 W)	1 x 3	x	2 x M25, metal thread	1 x M25 Ex-d	NOR 000 005 060 516	

Scope of delivery without lamp and fixing accessories
Metal cable glands see catalogue part 2: 2.3.12 ff

Ordering details

Type	Content	Terminals	Through-wiring single-ended	Cable gland/thread	Threaded plug	Order No.
AB 12... C with electro-magnetic ballast						
AB 12220 C (2 x 18/20 W)	1 x 3	x		2 x 3/4" NPT, metal thread	1 x 3/4" Ex-d	NOR 000 005 060 346
AB 12240 C (2 x 36/40 W)	1 x 3	x		2 x 3/4" NPT, metal thread	1 x 3/4" Ex-d	NOR 000 005 060 354
AB 12265 C (2 x 58/65 W)	1 x 3	x		2 x 3/4" NPT, metal thread	1 x 3/4" Ex-d	NOR 000 005 060 362
AB 12220 C (2 x 18/20 W)	1 x 3	x		2 x M25, metal thread	1 x M25 Ex-d	NOR 000 005 060 546
AB 12240 C (2 x 36/40 W)	1 x 3	x		2 x M25, metal thread	1 x M25 Ex-d	NOR 000 005 060 554
AB 12265 C (2 x 58/65 W)	1 x 3	x		2 x M25, metal thread	1 x M25 Ex-d	NOR 000 005 060 562
AB 12... PL for PL-lamps						
AB 12236 PL (2 x 36 W PL)	1 x 3	x		2 x M25, metal thread	1 x M25 Ex-d	NOR 000 005 060 569
AB 12236 PL (2 x 36 W PL)	1 x 3	x		2 x 3/4" NPT, metal thread	1 x 3/4" Ex-d	NOR 000 005 060 669

Scope of delivery without lamp and fixing accessories


Metal cable glands see catalogue part 2: 2.3.12 ff

Accessories

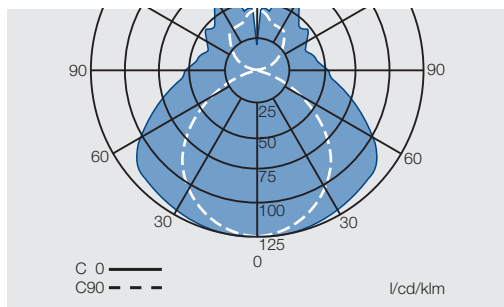
Type	Content	Application	Order No.
LED tube 9 W 600 mm	1100 lm / 840	AB 12220 LED 1E	3 2475 901 012
LED tube 18 W 1200 mm	2300 lm / 840	AB 12240 LED 1E	3 2475 901 015
LED tube 27 W 1500 mm	3400 lm / 840	AB 12265 LED 1E	3 2475 901 018

Accessories

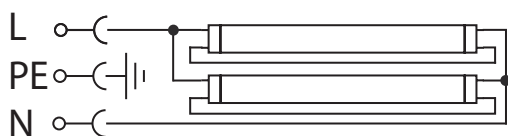
Type	Content	Application	Order No.
Reflector RAB 220	Reflector, AISI 304	for AB 12220 . / AB 12236 PL	NOR 003 045 060 403
Reflector RAB 240	Reflector, AISI 304	for AB 12240..	NOR 003 045 060 411
Reflector RAB 265	Reflector, AISI 304	for AB 12265..	NOR 003 045 060 429
Reflector GRAB 220	Reflector + wire guard ANSI 304	for AB 12220../AB 12236 PL	NOR 003 045 060 479
Reflector GRAB 240	Reflector + wire guard ANSI 304	for AB 12240..	NOR 003 045 060 487
Reflector GRAB 265	Reflector + wire guard ANSI 304	for AB 12265..	NOR 003 045 060 495
Reflector RAB 220	Reflector, AISI 316	for AB 12220../AB 12236 PL	NOR 003 165 060 403
Reflector RAB 240	Reflector, AISI 316	for AB 12240	NOR 003 165 060 411
Reflector RAB 265	Reflector, AISI 316	for AB 12265	NOR 003 165 060 429
Reflector GRAB 220	Reflector + wire guard ANSI 316	for AB 12220../AB 12236 PL	NOR 003 165 060 479
Reflector GRAB 240	Reflector + wire guard ANSI 316	for AB 12240..	NOR 003 165 060 487
Reflector GRAB 265	Reflector + wire guard ANSI 316	for AB 12265	NOR 003 165 060 495



Polar curve AB 12...LED/E/C

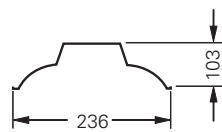


Wiring diagram AB 12 ... LED 1 E

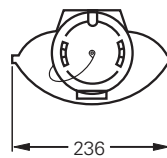


Type AB 12 LED 1 E

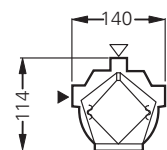
AB 12...



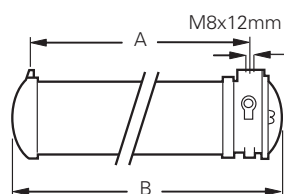
Reflector RAB



Reflector with wire guard GRAB



▽ optional entries, on request
▶ entries



	A	B
AB 12220	652	707
AB 12240	1265	1320
AB 12265	1565	1620
AB 12236 PL	652	707



Technical data

	AB 12 LED	AB12 E
EC-Type Examination Certificate	LOM 02 ATEX 2013 X	LOM 02 ATEX 2013 X
IECEX Certificate of Conformity		IECEX BK1 07.0008 X
Marking accd. to 94/9/EC	Ⓢ II 2 G Ex d IIB T6 Gb Ⓢ II 2 D Ex t IIIC T85°C Db	Ⓢ II 2 G Ex d IIB T5 Gb Ⓢ II 2 D Ex t IIIC T76°C/T93°C Db
Marking accd. to IECEx		Ex d IIB T5 /Ex d IIC T5 Ex tD A21 IP67 T76°C
Permissible ambient temperature	-20 °C up to +40 °C (T6)	-20 °C up to + 40 °C
Rated voltage	max. 277 V	198 V - 254 V AC 175 V - 280 V DC
Frequency	50 - 60 Hz	50/60 Hz
Power factor cos φ	≥ 0.9	≥ 0.9
Circuit	direct	EVG
Protection class	I	I
Lamp / Illuminant	2 x T8 LED-tube 9 - 25 W or 2 x T8 LED-tube up to 50 W, both ends supply voltage (Retrofit)	2 x T26 / 18 - 58 W
Lamp cap	G13 accd. to IEC 60061-1	G13 accd. to IEC 60061-1
Light output ratio	90 %	73%
Connecting terminals	L, N and PE: 2 x 2, 5 mm ² / PE ext. 2 x 6 mm ²	L1, N and PE: 2 x 2.5 mm ² / PE ext. 2 x 6 mm ²
Enclosure colour	grey	grey
Enclosure material	copper-free aluminium with powder coating	copper-free aluminium with powder coating
Cable glands / gland plates / enclosure drilling	direct entry: 2 x 3/4" NPT or 2 x M25 1 x Ex-d blanking plug 3/4" or M25	direct entry: 2 x 3/4" NPT or 2 x M25 1 x Ex-d blanking plug 3/4" or M25
Degree of protection accd. to EN 60529	IP67	IP67
Protective cover / protective bowl	borosilicate glass	borosilicate glass



Technical data

AB12 C	
EC-Type Examination Certificate	LOM 02 ATEX 2013 X
IECEX Certificate of Conformity	IECEX BK1 07.0008 X
Marking accd. to 94/9/EC	⊕ II 2 G Ex d IIB T5 Gb ⊕ II 2 D Ex t IIIC T76°C/T93°C Db
Marking accd. to IECEx	Ex d IIB T5 / Ex d IIC T5 Ex tD A21 IP67 T93 °C
Permissible ambient temperature	-20 °C up to +55 °C
Rated voltage	230 V
Frequency	50 Hz
Power factor cos φ	≥ 0.9
Circuit	conventional ballast with ignitor
Protection class	I
Lamp / Illuminant	2 x T26 / 18 - 58 W
Lamp cap	G13 accd. to IEC 60061-1
Light output ratio	70 %
Connecting terminals	L1, N and PE: 2 x 2.5 mm ² / PE ext. 2 x 6 mm ²
Enclosure colour	grey
Enclosure material	copper-free aluminium with powder coating
Cable glands / gland plates / enclosure drilling	direct entry: 2 x 3/4" NPT or 2 x M 25 1 x Ex-d blanking plug 3/4" or M25
Degree of protection accd. to EN 60529	IP67
Protective cover / protective bowl	borosilicate glass