



ExeLed 1

LED-Light Fitting for Ex-Zones 1/21

Series e865...

Application:

Hazardous locations of zones 1 (gas) and 21 (dust) as standard illumination or as emergency illumination in combination with external power supply units.

Design:

Housing: Glass fibre reinforced polyester resin.

Cover: Injected polycarbonate, frosted (F) or clear, silicone gasket.

Closure: Stainless steel clips (KE), two of them as safety clip (KES), to be opened

with screwdriver only.

Reflector: Aluminium, painted, carrying the encapsulated LED-modules and all electrical components, clipped into the cover, removable as a unit.

Connection: 3 poles up to 4 mm².

Cable entries: 3 entries M25 x 1,5, (2 glands - one of them is plugged)

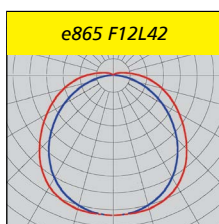
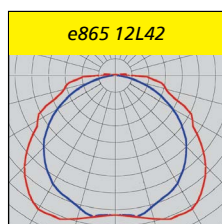
Standard: Facing downwards or forwards.

Mechanical installation:

Mounting accessories see spare parts/ accessories.

Note:

This light fitting is not suitable for applications in areas with permanent high humidity in combination with only short periods of operation, such as sewage or stormwater retention tanks or water treatment plants.



Technical Data:

LED: Line modules appr. 6,500K, CRI typically 80,

Lifetime: L₇₀B₁₀ > 100.000h

L₈₀B₅₀ > 100.000h

L₉₀B₅₀ > 50.000h

each at max. ambient temperature, (see notes)

ECG: 220-240V AC/DC, 0 or 50-60Hz, overvoltage, overload, short circuit, excess temperature protection

Options:

- dimmable via DALI-interface (DIMD)

- for explosive dust atmospheres

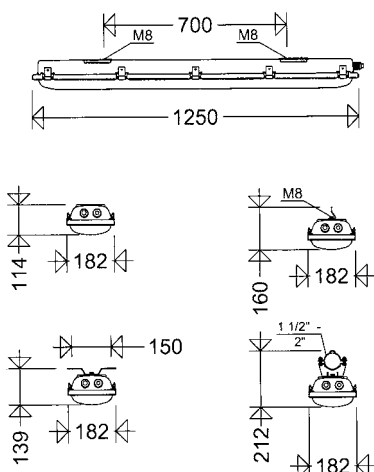
Zone 21 (t868...)

- for higher ambient temperatures up to +70°C depending on version



SCHUCH Quality - your advantage:

- LED modules with innovative encapsulation
- highest efficiency with luminous efficacy up to 142lm/W
- homogeneous illumination by using frosted diffusers (versions e865F..) no individual light points visible, comfortable perception of light, brilliant glare limitation
- high colour rendering index CRI typically 80, according to the workplace guide lines suitable for nearly all plant locations
- LED-Modules protected from mechanical or electrostatic damages by sandwich design of reflector and cover
- external mounting system for variable mounting distances and easy installation (retaining clips HK865 P)
- lower maintenance and downtime costs due to long maintenance intervals
- ECG and reflector with LED-modules replacable by qualified personnel on-site



Article no.	Type	Power consumption [W] *	Luminous flux [lm] *	Luminous efficacy [lm/W]	Cover frosted	Cover clear	Ta max [°C]	Energy efficiency class	Substitute for **	Weight [kg] (without packing material)
-------------	------	-------------------------	----------------------	--------------------------	---------------	-------------	-------------	-------------------------	-------------------	--

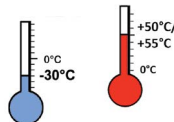
e865...



II 2 G Ex eb mb op is q IIC T4 Gb

II 2 D Ex tb op is IIIC T80°C Db

IP66



EC-Type Examination Certificate:

IBExU 16 ATEX 1008

Ignition protection: eb

Marking:

II 2 G Ex eb mb op is q IIC T4 Gb (Zone 1)

II 2 D Ex tb op is IIIC T80°C Db (Zone 21)

Rated voltage: 220-240V AC/DC, 0 or 50-60Hz.

Permissible ambient temperature:

-30°C up to see article table

The values given are for versions with through wiring.

optimized for energy consumption ... polycarbonate cover, frosted

86500 001	e865F 12L42	34	4.520	133	•	55	A++	2 x 36W	6,1
86500 002	e865F 12L60	47	5.920	126	•	55	A++	2 x 58W	6,1

... polycarbonate cover, clear

86500 0011	e865 12L42	34	4.770	140	•	55	A++	2 x 36W	6,1
86500 0012	e865 12L60	47	6.290	134	•	55	A++	2 x 58W	6,1

with high luminous flux ... polycarbonate cover, frosted

86500 0003	e865F 12L85	65	8.810	136	•	50	A++	> 2 x 58W	6,4
------------	--------------------	----	-------	-----	---	----	-----	-----------	-----

... polycarbonate cover, clear

86500 0013	e865 12L85	65	9.260	142	•	50	A++	> 2 x 58W	6,4
------------	-------------------	----	-------	-----	---	----	-----	-----------	-----

* see notes

** The given information is for rough orientation only. In each individual case a lighting calculation is necessary.

Notes:

Properties, limitations and details for controlling LED-light fittings: See „Technical Supplement“.

All technical data is relevant at the time of print. Actual technical data can be found in the internet under www.schuch.de.




Photo: BASF

Accessories / Spare Parts

Article No.	Type	
Spare diffusers		
86601 9001	8654F	PC, frosted
86601 9000	8654	PC, clear
Fasteners		
90055 9004	KE/KES VE10	stainless steel, incl. 2 safety clips (packing unit 10 pcs.)
Glands/ breather		
90117 9006	2537 G	ex-protected plastic cable gland M25 x 1,5 with nut
90118 9006	2538 G	ex-protected plastic plug M25 x 1,5 with nut
90259 9000	Klimastutzen EX	M25 x 1,5
Mounting material		
86501 9003	HK 865 P	2 retaining clips for variable mounting distances
90001 0002	H8V P	2 suspensions eyes with bolts, stainless steel
90000 0002	15A P	2 ceiling brackets, hot galvanized steel
90032 0002	15AV P	2 ceiling brackets, stainless steel
90037 0004	RO84 112 A P	2 pipe clamps 1 1/2", stainless steel, with support
90038 0004	RO84 2 A P	2 pipe clamps 2", stainless steel, with support
26000 0004	W26 P	2 wall mounting angles
26000 0002	W26/30 P	2 wall mounting angles 30°
26000 0003	W26/45 P	2 wall mounting angles 45°